

# TOILET ACCESSORIES



Toilet Mechanisms		Code	Description
	BIBOL	Single front flush Low Level Mechanism	


Toilet Mechanisms		Code	Description
	BIBOC	Single Front Flush 59mm Outlet for Close Couple Mechanism	


Toilet Mechanisms		Code	Description
	BIBODI	Close Couple Dual Flush Mechanism	


Toilet Mechanisms		Code	Description
	BIBOCTI	Close Couple Top Single Flush Mechanism	


Toilet Mechanisms		Code	Description
	BIBODIN	Close Coupled Front/Top/Dual Flush Mechanism	


# TOILET ACCESSORIES

Toilet Mechanisms	Code	Description
	51138	Bottom Inlet Float Valve Plastic + Ball Offset


Toilet Mechanisms	Code	Description
	51078	Side Inlet Float Valve Plastic Without Ball


Float Valve	Code	Description
	51029	1/2" Float Valve Side Inlet Brass
	6940/20	3/4" Fill Valve Float Brass BS1212


Toilet Mechanisms	Code	Description
	51139	Bottom Inlet Float Valve Plastic + Ball Straight


Repair Ring	Code	Description
	AST3	Repair Ring for Pan (Wax)


Toilet Roll Accessories	Code	Description
	TRH135	Toilet Roll Holder CP (Fixations included)


Float Ball	Code	Description
	PFVC110	Float Ball Poly H&C Ø110mm with 8mm Nip

Toilet Roll Accessories	Code	Description
	TRHSPARE	Toilet Roll Holder Plastic Insert

Split Pin	Code	Description
	PFVC628	Split Pin Brass for Float Valve Arm

Rubber Bung for Flush Pipe	Code	Description
	CV82/1	Rubber Bung for Flush Pipe

Cone Rubber Black	Code	Description
	CRB	Cone Rubber Black

Cone Rubber White	Code	Description
	CRW	Cone Rubber White